

eupinions slides

March 4, 2024

Ukraine Trends December 2023

Monitoring Europeans' Support for Ukraine
and Ukrainians: Data Updated Every Quarter
since March 2022

Isabell Hoffmann & Daniela Schmidt

Will public support for Ukraine continue?

How has it evolved over the last 21 months?

These are the questions posed by many analysts as the war in Ukraine continues.

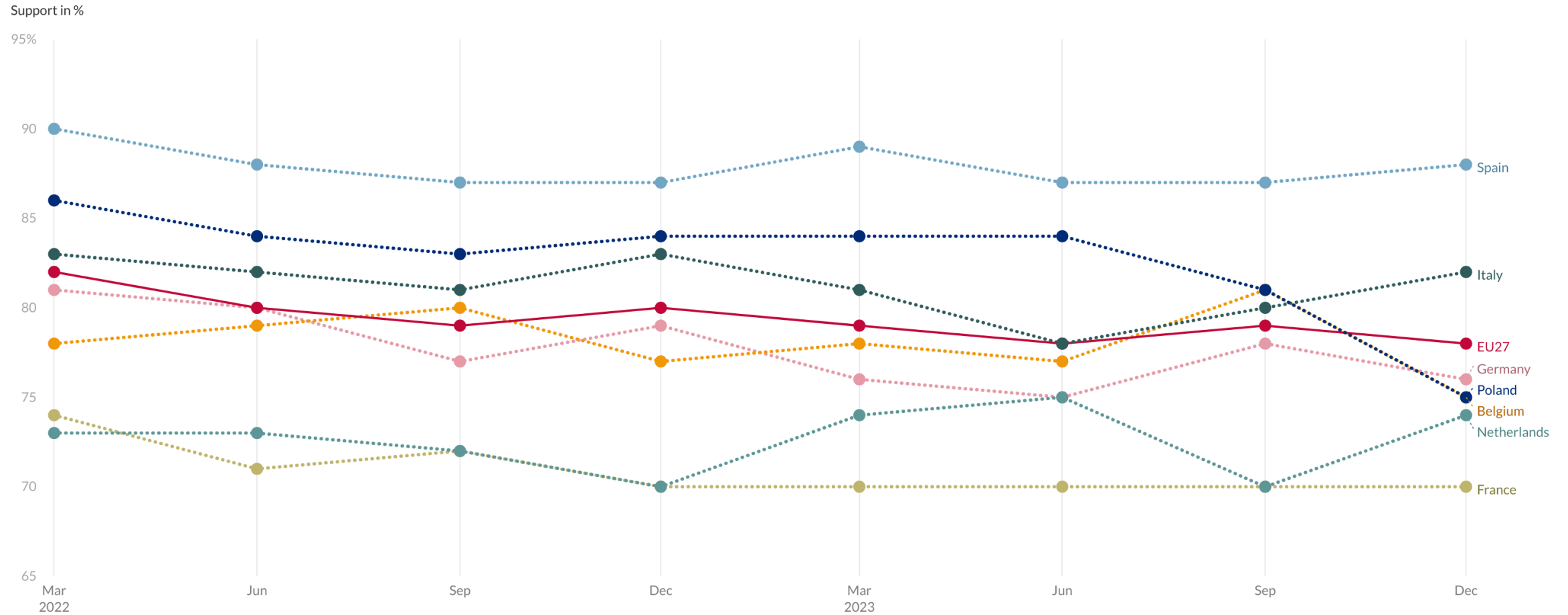
In the following graphs, we show how ongoing debates on energy security, energy-saving measures, and efforts to support Ukraine in defending itself against Russian aggression have influenced opinions across Europe from March 2022 to December 2023.

We regularly update this data on a quarterly basis to provide insights into the latest trends in EU sentiments toward Ukraine. However, in this edition, we focus on examining how this data has evolved over the 21-month period mentioned.

These questions can be categorized into three key areas of concern:

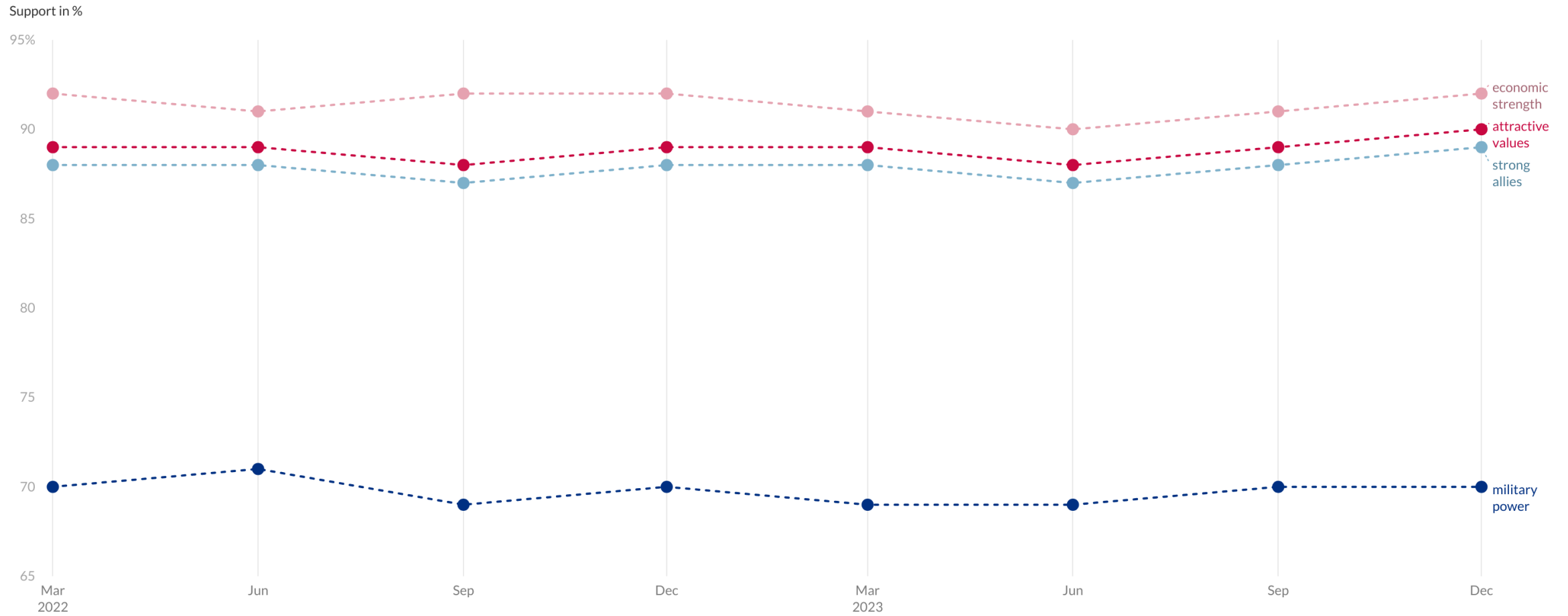
1. The EU's role on the global stage and its ability to reinforce that role
2. The policies designed to support Ukraine in its war effort, including aspects such as weapons delivery, refugee acceptance, energy independence, economic and financial sanctions, EU enlargement and the development of a common European defence policy
3. The need for support in rebuilding Ukraine and an estimation on Ukraine's mid-term future

The European Union should play a more active role in world affairs.



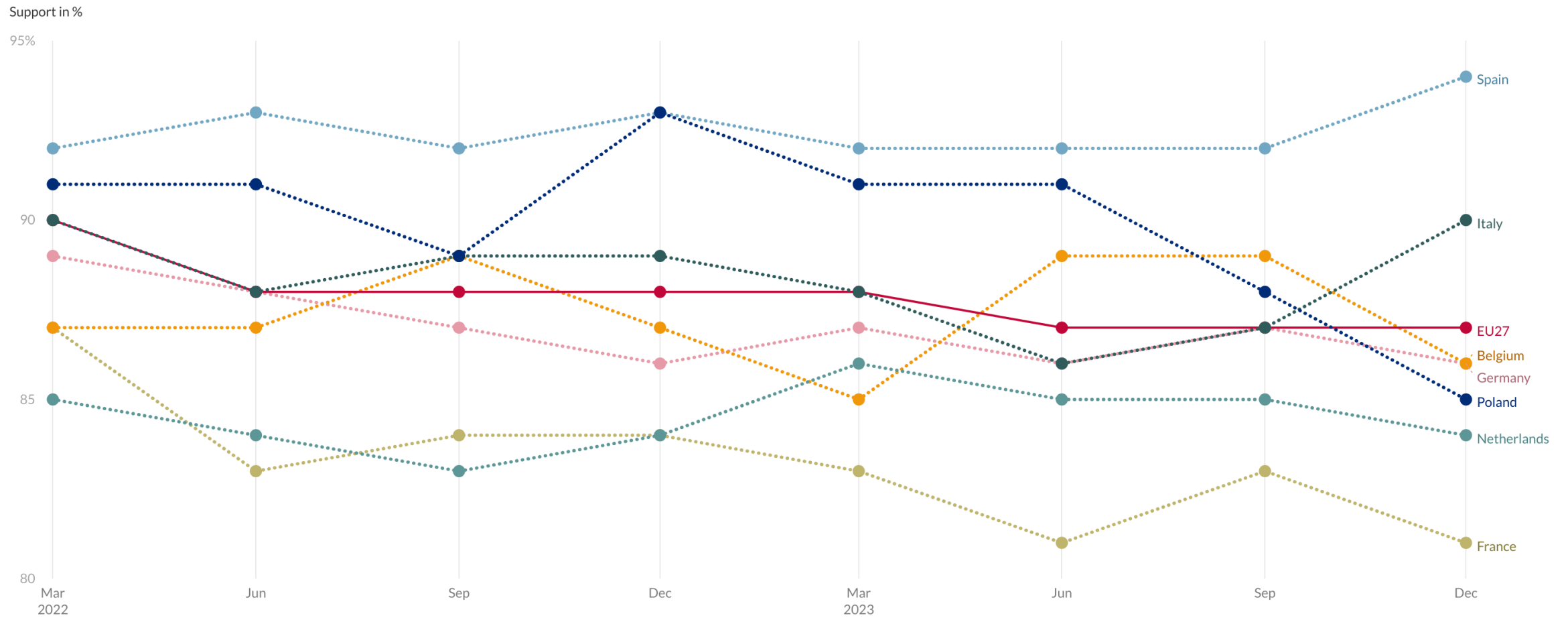
For single data points, please check the Data Appendix.

EU27: For the European Union to play a more active role in world affairs, it needs ...



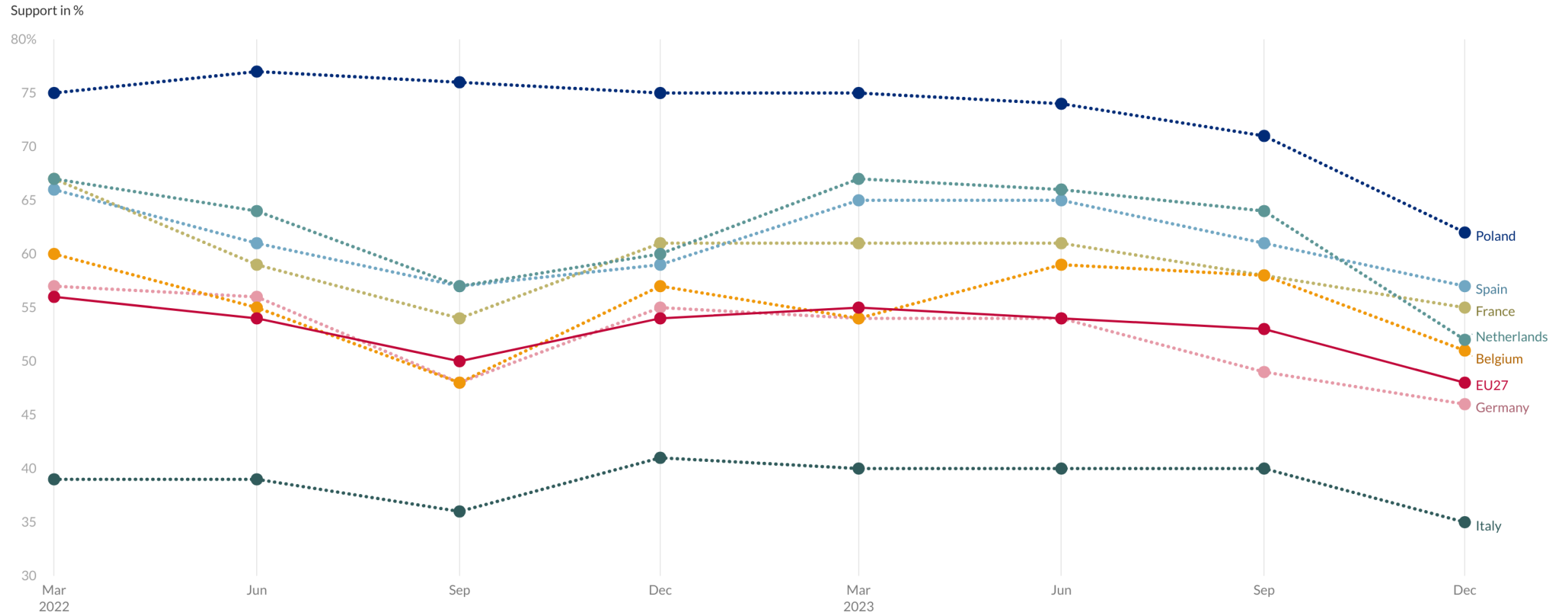
For single data points, please check the Data Appendix.

The European Union needs a common defence policy.



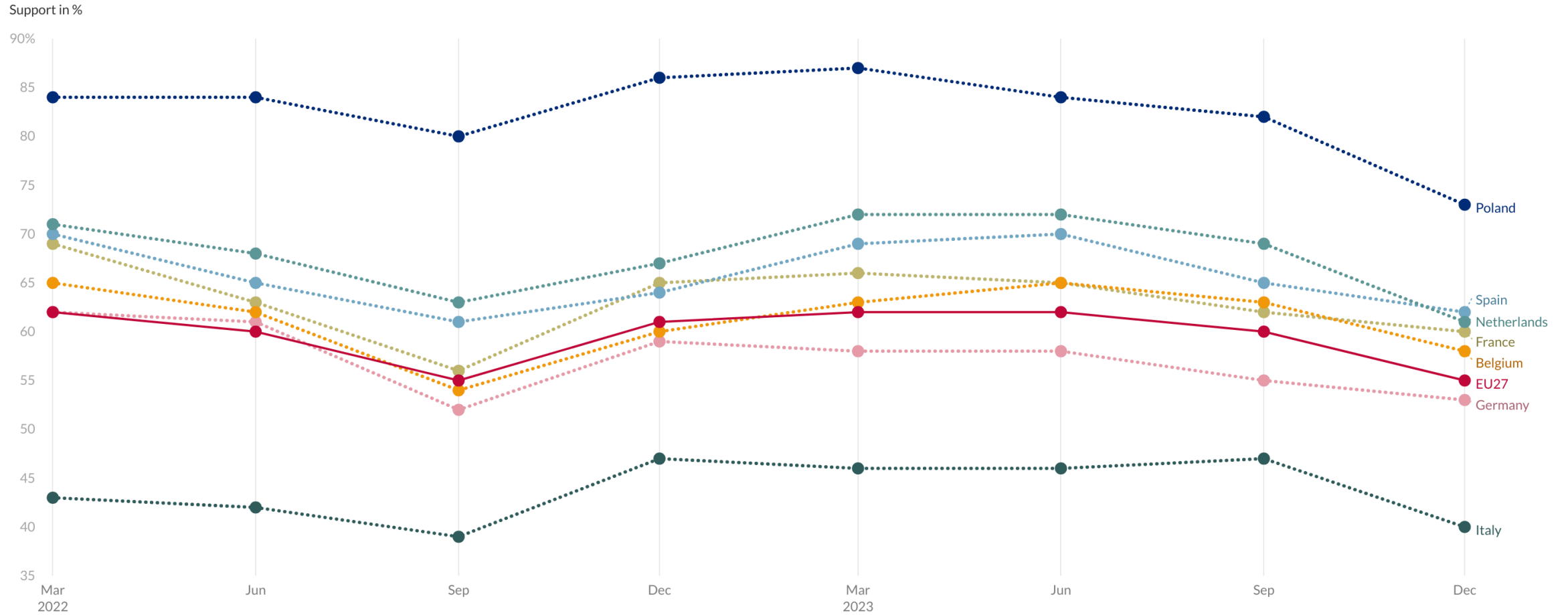
For single data points, please check the Data Appendix.

Should your country support Ukraine by delivering weapons?



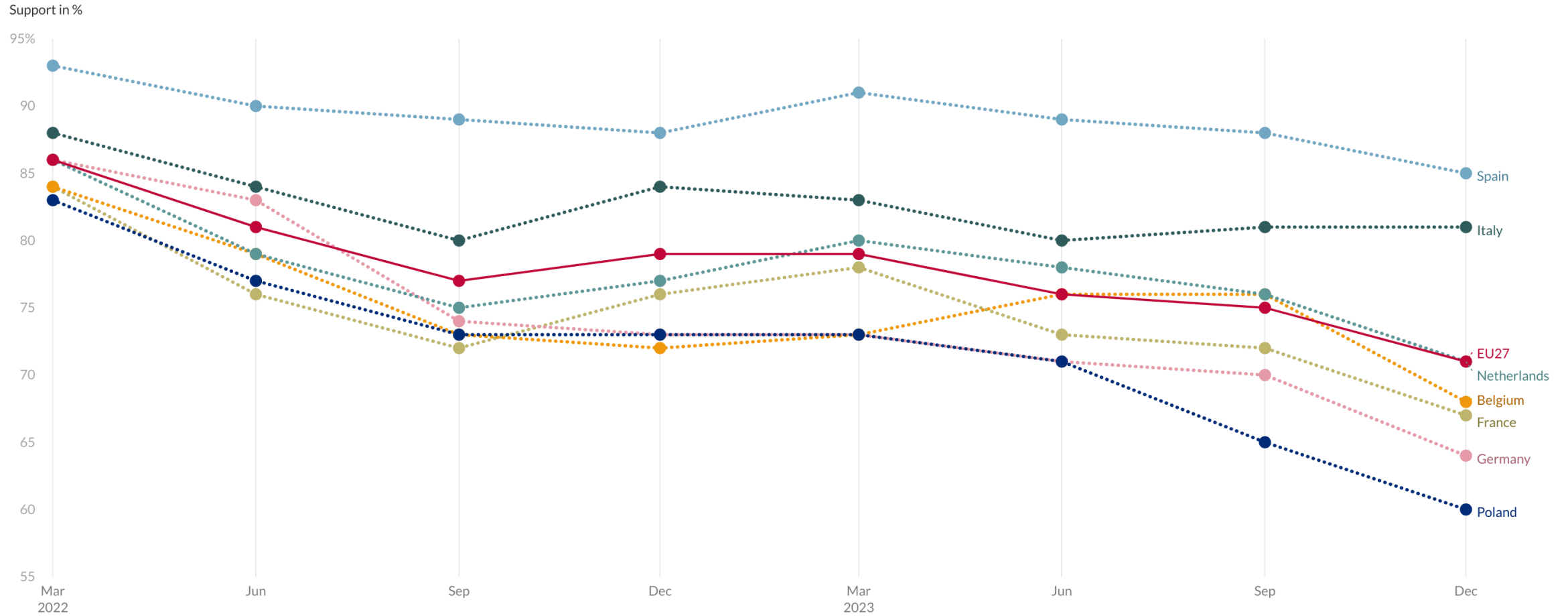
For single data points, please check the Data Appendix.

Should the EU support Ukraine by delivering weapons?



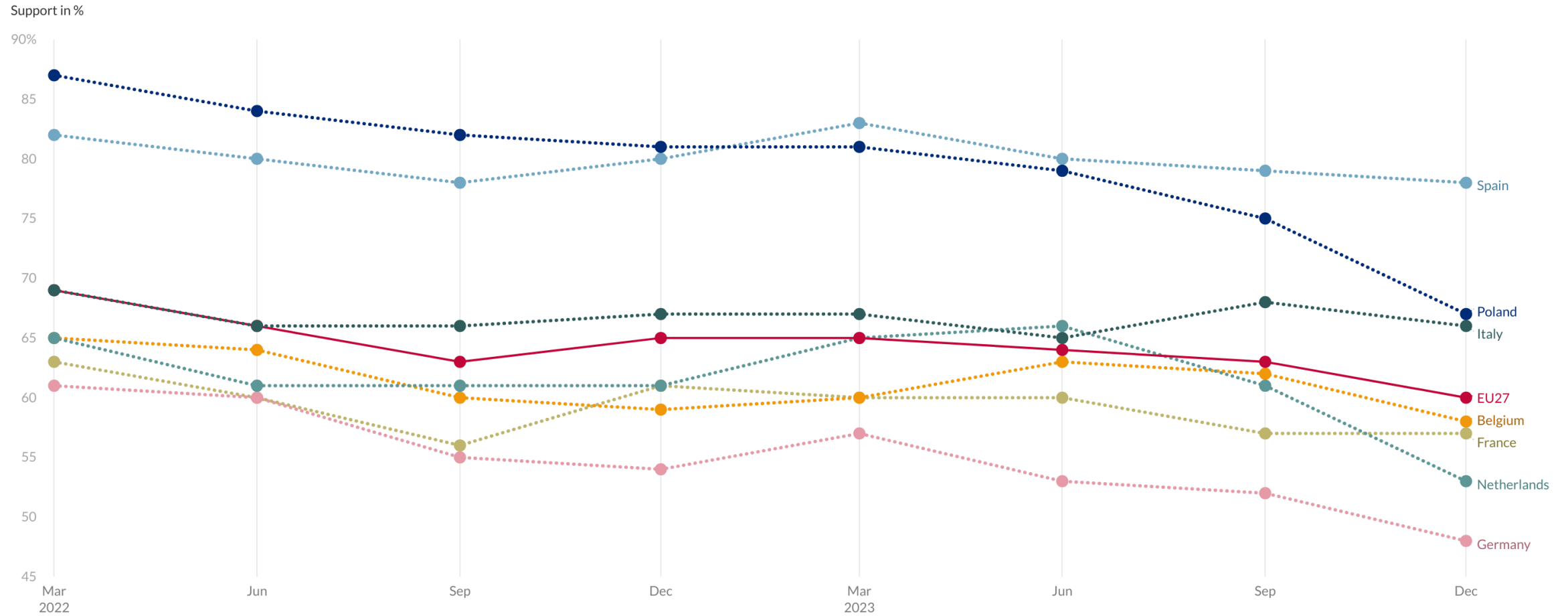
For single data points, please check the Data Appendix.

Should your country accept refugees from Ukraine?



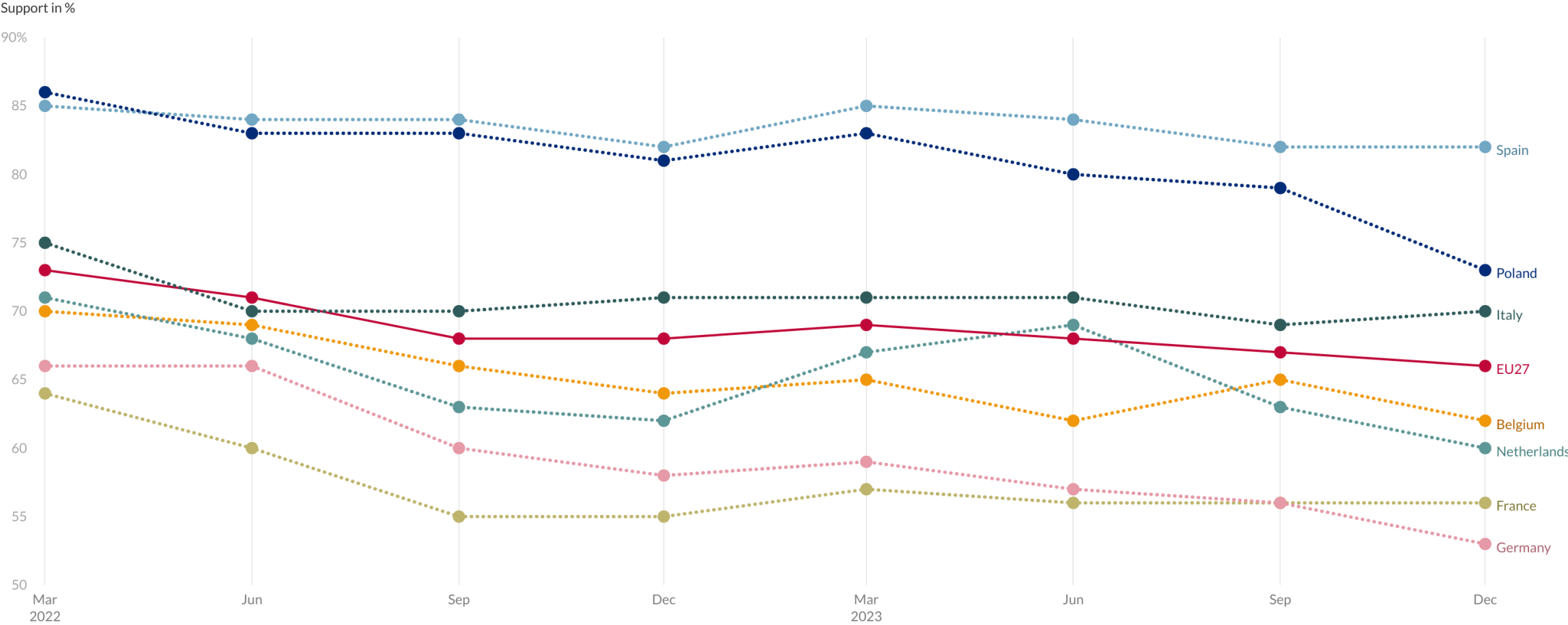
For single data points, please check the Data Appendix.

Should the EU accept Ukraine as a member of the EU in the coming years?



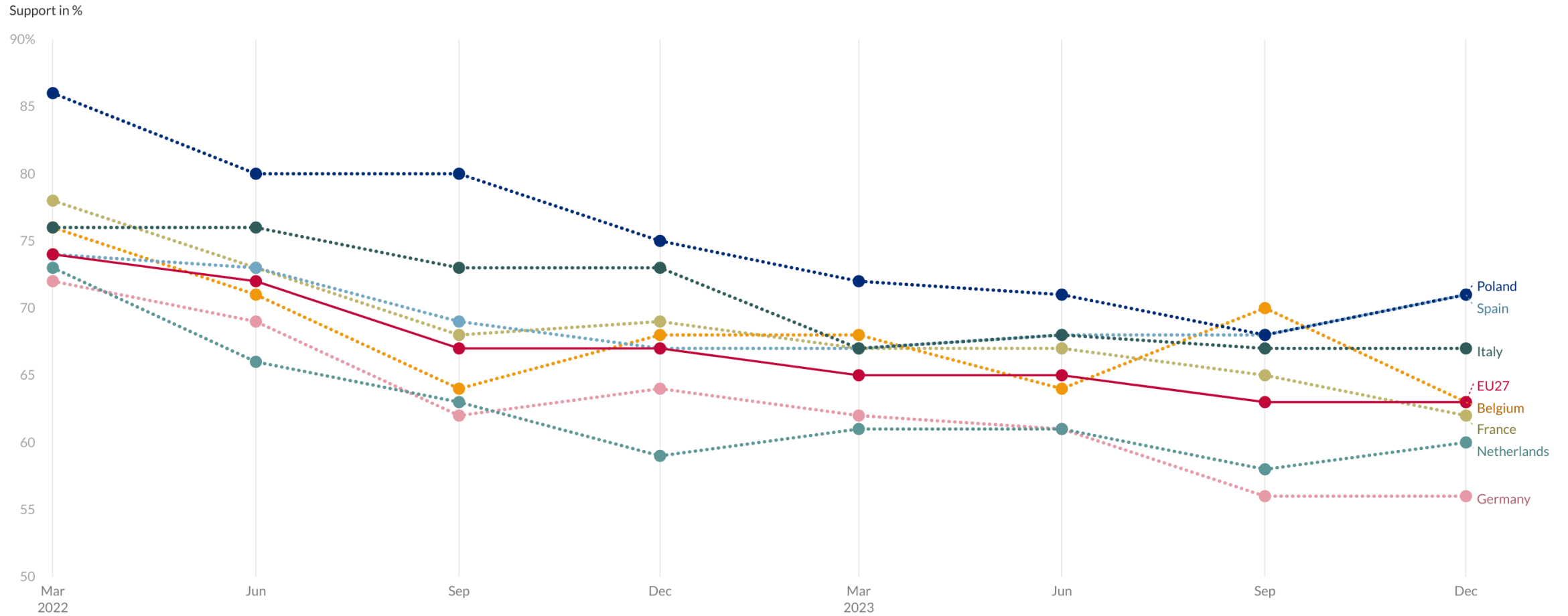
For single data points, please check the Data Appendix.

Should the EU accept new member states in the coming years?



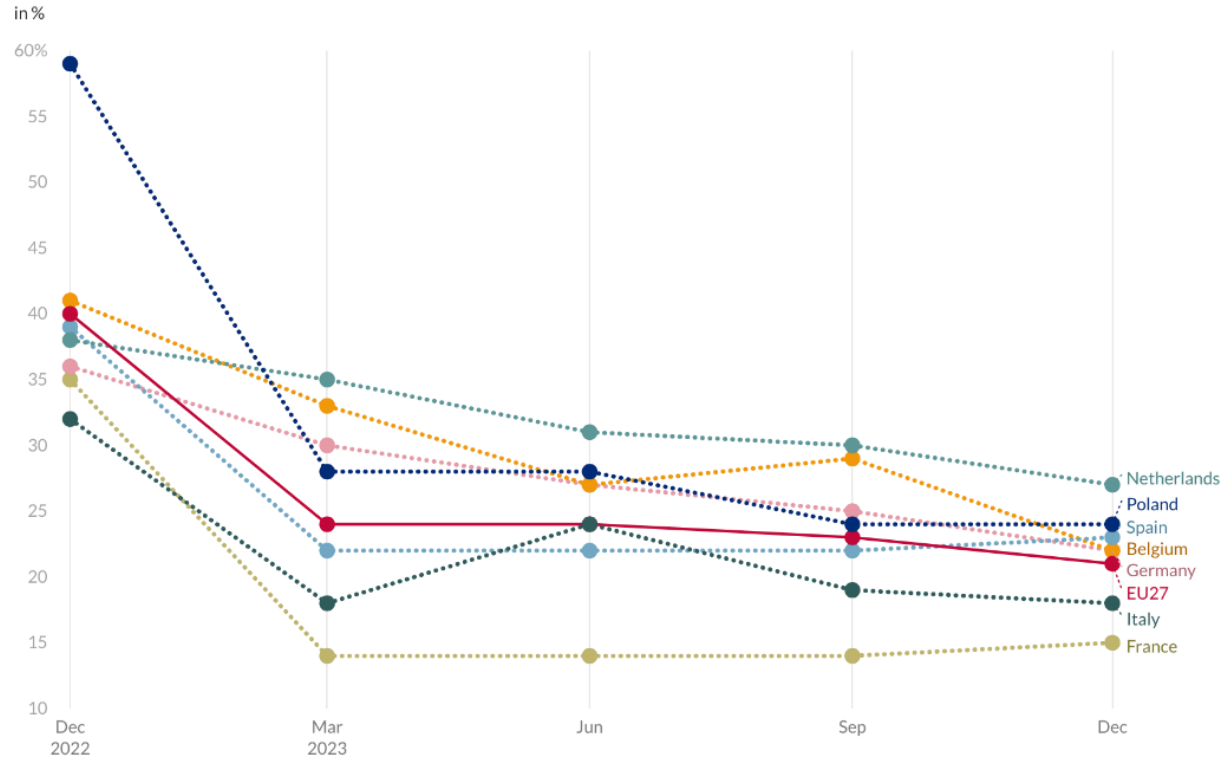
For single data points, please check the Data Appendix.

Should the EU seek to become more energy-independent even if that means costs are rising further?



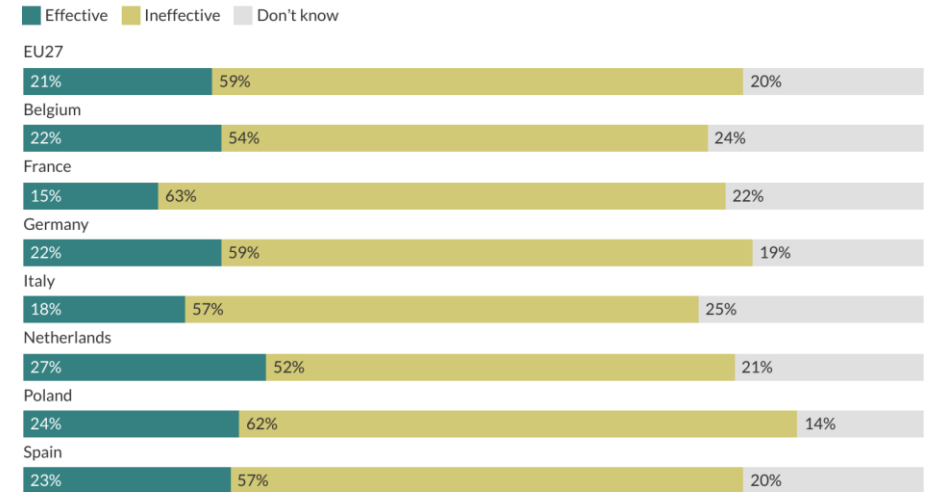
For single data points, please check the Data Appendix.

Economic and financial sanctions on Russia are supposed to support Ukraine in its war effort. Do you think these sanctions are: Answer "Effective"



For single data points, please check the Data Appendix.

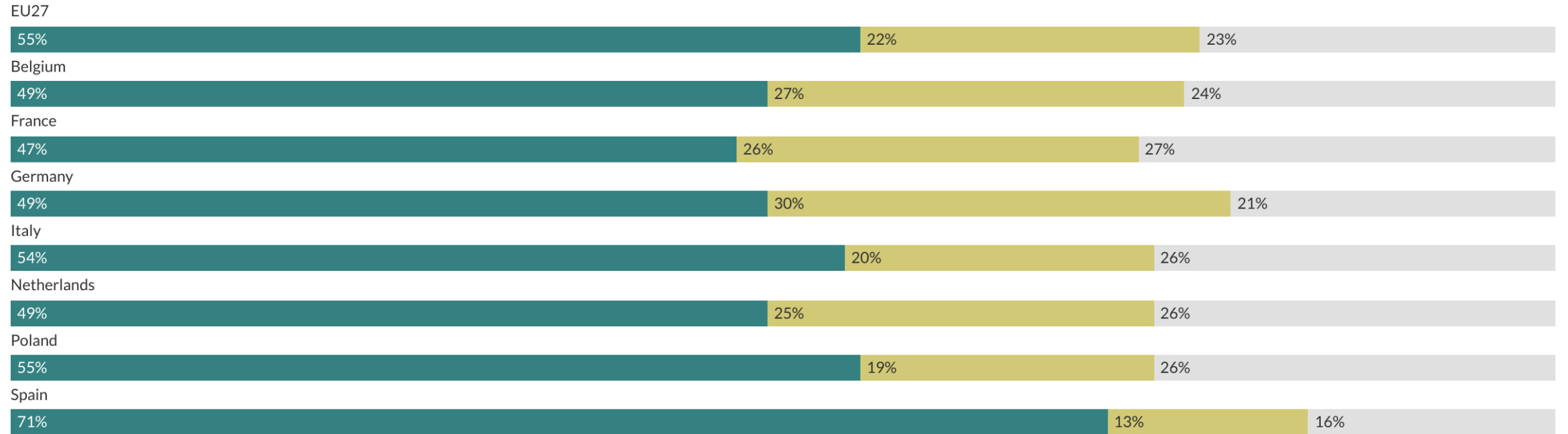
Economic and financial sanctions on Russia are supposed to support Ukraine in its war effort. Do you think these sanctions are ...



December 2023

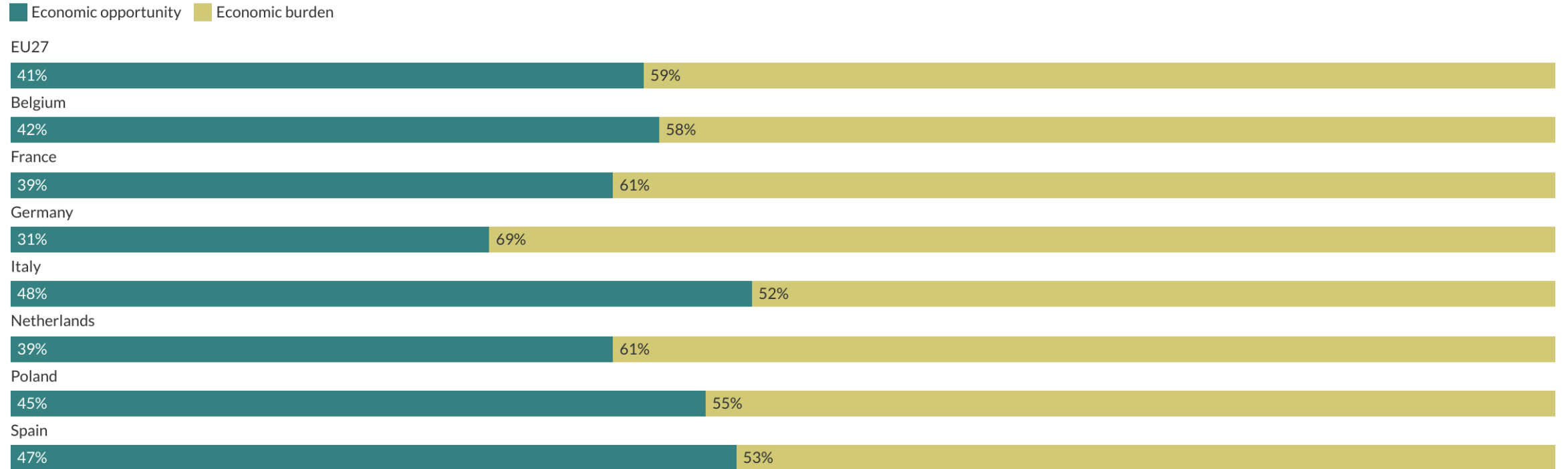
Do you think the EU should financially support Ukraine to rebuild the country?

Yes No Don't know



December 2023

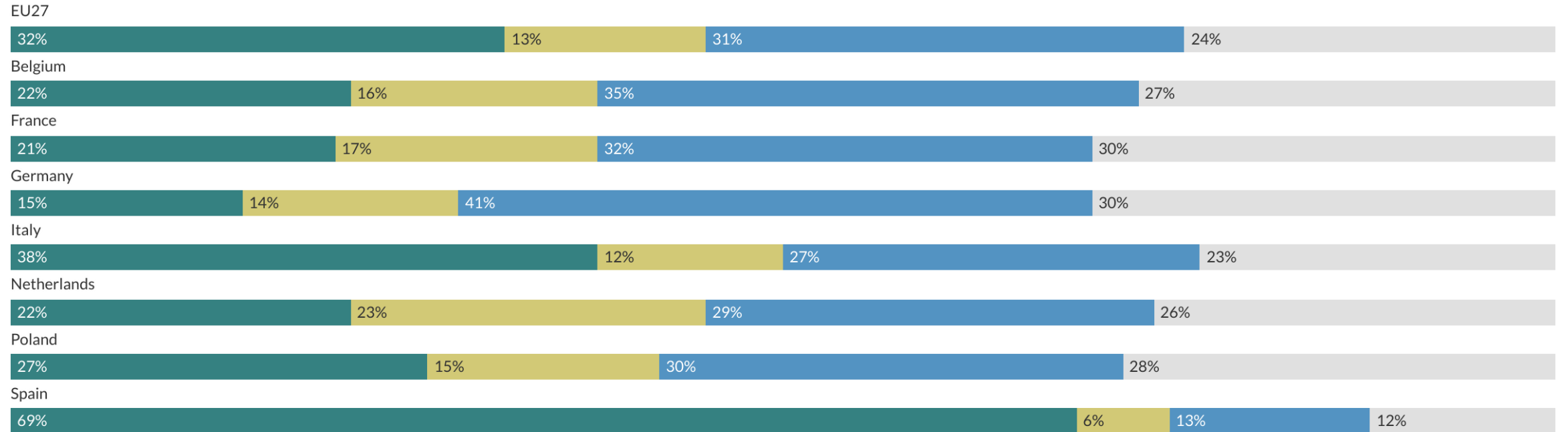
Do you think the reconstruction of Ukraine will be an economic opportunity or an economic burden for the EU?



December 2023

5 years from now, do you expect Ukraine to be ...?

■ A country in peace
 ■ A country caught in a hot war
 ■ A country caught in a cold war
 ■ Don't know



December 2023

Conclusions

The eupinions data presented here aims to explore how European solidarity with Ukraine has been influenced by the ongoing war and its associated risks and consequences.

In brief, we observe the following trends:

General support for Ukraine remains relatively stable, with some **challenges** evident in three areas: **weapons delivery, energy independence and acceptance of Ukrainian refugees**. While the observed shifts in opinions are not dramatic, they are noteworthy and growing.

In terms of **EU enlargement**, Poland and Germany warrant special attention. Poland has witnessed a significant decline in support for Ukraine's EU membership, experiencing a 20-percentage-point drop over a 21-month period. Meanwhile, Germany exhibits the lowest level of support for Ukraine's accession to the EU, standing at 48%.

In terms of support for **Ukrainian refugees**, Poland has also witnessed a 23-percentage-point drop.

This recent decline in support may be seen as an early sign of fatigue due to the prolonged duration of the war and the lack of visible progress in recent months. Furthermore, a series of strikes and protests by European farmers has underscored concerns about resource scarcity and potential political ramifications stemming from it.

Moreover, a considerable share of Europeans are either highly sceptical (59%) or uncertain (20%) about the **effectiveness of sanctions** against Russia. Generally, Europeans exhibit caution regarding the economic aspects of aid to Ukraine. While 55% agree that the EU should support **reconstruction efforts**, simultaneously, 59% believe that the reconstruction of Ukraine will impose a burden.

As we enter the election season, it would be prudent for national governments and EU leadership to clearly communicate the importance of support for Ukraine while articulating their policy objectives and the concessions inherent in these policies. This is particularly crucial, considering the fact that political entrepreneurs throughout the EU may seek to exploit doubts and uncertainty for their own political gain.

About eupinions

eupinions is an independent platform for European public opinion. We collect and analyse data on European public opinion and comment on what Europeans think about current political issues and megatrends.

Every quarter, we collect samples from each EU member state in 22 languages.

Our data is representative with regard to age, gender, education and country/region.

eupinions is a Bertelsmann Stiftung project. The data is collected by Latana.

Visit www.eupinions.eu for further information!

Methodology note

The samples analysed in this report were drawn by Latana in March (with a size of $n=13,208$), June ($n=13,220$), September ($n=13,204$) and December 2022 ($n=13,300$) as well as in March ($n=13,270$), June ($n=13,322$), September ($n=13,287$) and December 2023 ($n=13,299$) across all 27 EU member states. Our samples take into account current population distributions with regard to age (16–70 years), gender and region/country. In order to obtain census representative results, the data were weighted using the most recent Eurostat statistics.

Any references to differences between countries in the report pertain only to the seven countries with sufficiently large sample sizes: Belgium, France, Germany, Italy, The Netherlands, Poland and Spain.

Given the sample size and design–effect considerations, the margin of error is 1% for March and September 2022, as well as June 2023, and 0.9% for June and December 2022, as well as March, September and December 2023, all at a confidence level of 95%.

Data Appendix

The European Union should play a more active role in world affairs.

	03/2022	06/2022	09/2022	12/2022	03/2023	06/2023	09/2023	12/2023
EU27	82	80	79	80	79	78	79	78
Belgium	78	79	80	77	78	77	81	75
France	74	71	72	70	70	70	70	70
Germany	81	80	77	79	76	75	78	76
Italy	83	82	81	83	81	78	80	82
Netherlands	73	73	72	70	74	75	70	74
Poland	86	84	83	84	84	84	81	75
Spain	90	88	87	87	89	87	87	88

(support in %)

For the European Union to play a more active role in world affairs, it needs ...

	03/2022	06/2022	09/2022	12/2022	03/2023	06/2023	09/2023	12/2023
military power	70	71	69	70	69	69	70	70
strong allies	88	88	87	88	88	87	88	89
attractive values	89	89	88	89	89	88	89	90
economic strength	92	91	92	92	91	90	91	92

(support in %)

The European Union needs a common defence policy.

	03/2022	06/2022	09/2022	12/2022	03/2023	06/2023	09/2023	12/2023
EU27	90	88	88	88	88	87	87	87
Belgium	87	87	89	87	85	89	89	86
France	87	83	84	84	83	81	83	81
Germany	89	88	87	86	87	86	87	86
Italy	90	88	89	89	88	86	87	90
Netherlands	85	84	83	84	86	85	85	84
Poland	91	91	89	93	91	91	88	85
Spain	92	93	92	93	92	92	92	94

(support in %)

Should your country support Ukraine by delivering weapons?

	03/2022	06/2022	09/2022	12/2022	03/2023	06/2023	09/2023	12/2023
EU27	56	54	50	54	55	54	53	48
Belgium	60	55	48	57	54	59	58	51
France	67	59	54	61	61	61	58	55
Germany	57	56	48	55	54	54	49	46
Italy	39	39	36	41	40	40	40	35
Netherlands	67	64	57	60	67	66	64	52
Poland	75	77	76	75	75	74	71	62
Spain	66	61	57	59	65	65	61	57

(support in %)

Should the EU support Ukraine by delivering weapons?

	03/2022	06/2022	09/2022	12/2022	03/2023	06/2023	09/2023	12/2023
EU27	62	60	55	61	62	62	60	55
Belgium	65	62	54	60	63	65	63	58
France	69	63	56	65	66	65	62	60
Germany	62	61	52	59	58	58	55	53
Italy	43	42	39	47	46	46	47	40
Netherlands	71	68	63	67	72	72	69	61
Poland	84	84	80	86	87	84	82	73
Spain	70	65	61	64	69	70	65	62

(support in %)

eupinions | what do you think?

Should your country accept refugees from Ukraine?

	03/2022	06/2022	09/2022	12/2022	03/2023	06/2023	09/2023	12/2023
EU27	86	81	77	79	79	76	75	71
Belgium	84	79	73	72	73	76	76	68
France	84	76	72	76	78	73	72	67
Germany	86	83	74	73	73	71	70	64
Italy	88	84	80	84	83	80	81	81
Netherlands	86	79	75	77	80	78	76	71
Poland	83	77	73	73	73	71	65	60
Spain	93	90	89	88	91	89	88	85

(support in %)

eupinions | what do you think?

Should the EU accept Ukraine as a member of the EU in the coming years?

	03/2022	06/2022	09/2022	12/2022	03/2023	06/2023	09/2023	12/2023
EU27	69	66	63	65	65	64	63	60
Belgium	65	64	60	59	60	63	62	58
France	63	60	56	61	60	60	57	57
Germany	61	60	55	54	57	53	52	48
Italy	69	66	66	67	67	65	68	66
Netherlands	65	61	61	61	65	66	61	53
Poland	87	84	82	81	81	79	75	67
Spain	82	80	78	80	83	80	79	78

(support in %)

eupinions | what do you think?

Should the EU accept new member states in the coming years?

	03/2022	06/2022	09/2022	12/2022	03/2023	06/2023	09/2023	12/2023
EU27	73	71	68	68	69	68	67	66
Belgium	70	69	66	64	65	62	65	62
France	64	60	55	55	57	56	56	56
Germany	66	66	60	58	59	57	56	53
Italy	75	70	70	71	71	71	69	70
Netherlands	71	68	63	62	67	69	63	60
Poland	86	83	83	81	83	80	79	73
Spain	85	84	84	82	85	84	82	82

(support in %)

eupinions | what do you think?

Should the EU seek to become more energy-independent even if that means costs are rising further ?

	03/2022	06/2022	09/2022	12/2022	03/2023	06/2023	09/2023	12/2023
EU27	74	72	67	67	65	65	63	63
Belgium	76	71	64	68	68	64	70	63
France	78	73	68	69	67	67	65	62
Germany	72	69	62	64	62	61	56	56
Italy	76	76	73	73	67	68	67	67
Netherlands	73	66	63	59	61	61	58	60
Poland	86	80	80	75	72	71	68	71
Spain	74	73	69	67	67	68	68	71

(support in %)

Economic and financial sanctions on Russia are supposed to support Ukraine in its war effort. Do you think these sanctions are: Effective?

	12/2022	03/2023	06/2023	09/2023	12/2023
EU27	40	24	24	23	21
Belgium	41	33	27	29	22
France	35	14	14	14	15
Germany	36	30	27	25	22
Italy	32	18	24	19	18
Netherlands	38	35	31	30	27
Poland	59	28	28	24	24
Spain	39	22	22	22	23

(support in %)

Thank you!



Visit us

 eupinions.eu

Follow us

 [@eupinions](https://twitter.com/eupinions)

Imprint

© March 2024
Bertelsmann Stiftung
Carl-Bertelsmann-Straße 256
33311 Gütersloh
www.bertelsmann-stiftung.de

Responsible for content

Isabell Hoffmann
Daniela Schmidt
Phone: +49 30 275 788 126
isabell.hoffmann@bertelsmann-stiftung.de